CCL

Instructions de montage
Assembly instruction

La crémone doit être en position "ouvert"
The lock must be "open"

1/ Tourner la manivelle à l'horizontal vers le vitrage
Turn the crank at the horizontal toward the glazing

2/ Maintenir la manivelle horizontale et tourner le carré dans le sens de la flèche sur le dessin
Hold the crank horizontally and turn the square as indicated on the picture

Montant Gauche - Left Upright

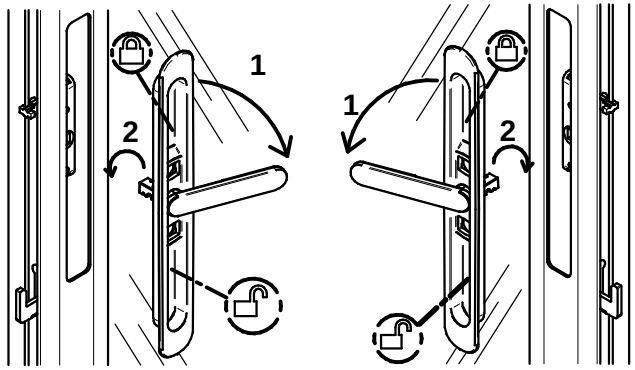

Montant Droit - Right Upright

Ne monter les caches vis qu'après avoir vérifié le fonctionnement !
Do not assemble screw masks before working tests !

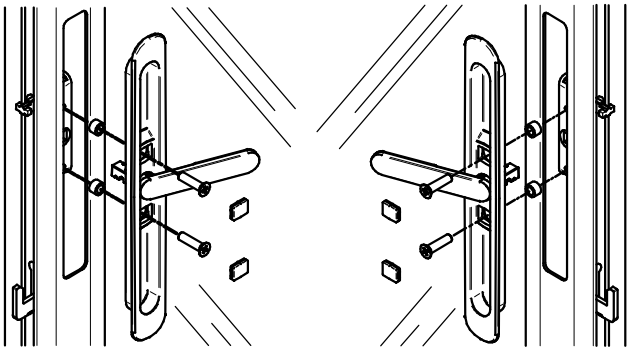

Notice utilisateur - User instructions

Montant Gauche- Left Upright

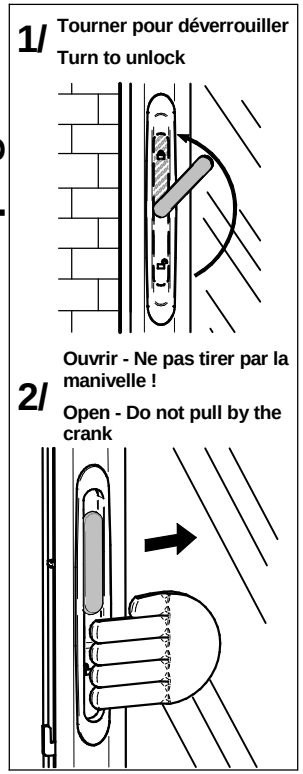
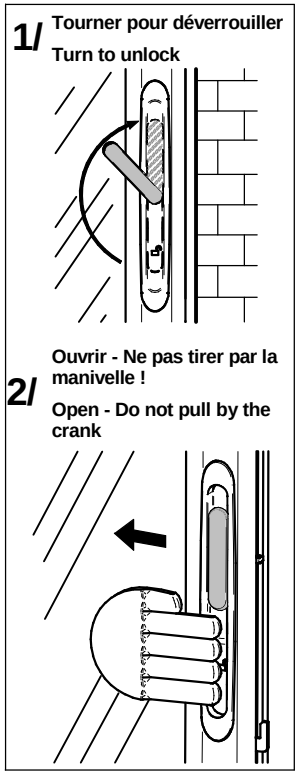
Montant Droit - Right Upright